




ENDERA ALL-ELECTRIC SHUTTLE

The Endera Electric Shuttle Bus is a sustainable and efficient solution for urban transportation. Designed with eco-friendly features and advanced technology, it provides a comfortable and reliable commuting experience for passengers while reducing carbon emissions and operating costs for fleet owners. With its sleek design and cutting-edge engineering, the Endera Electric Shuttle Bus is poised to revolutionize public transit systems nationwide.

- Endera is a vertically integrated OEM, electrifying powertrains and constructing bodies under one roof at our Ohio manufacturing facility.
- Endera's EVs are Buy America compliant and proudly American-made, fostering local industries and supporting domestic manufacturing.
- Endera's EV's are available in various configurations as well as custom made to suit specific transportation needs.



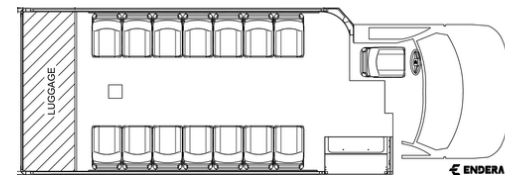
SPECIFICATIONS

	B3	B4		B5	
Vehicle Name	B3 SR	B4 SR	B4 XR	B5 SR	B5 XR
All-Electric Range	Up to 105 mi	Up to 105 - 135 mi	Up to 135 - 150 mi	Up to 105 - 135 mi	Up to 135 - 150 mi
Passenger Capacity	14 / 12 + 2 ADA	14 / 12 + 2 ADA	14 / 12 + 2 ADA	18/ 16 + 2 ADA	18 / 16 + 2 ADA
Maximum Speed	75 mph (governor available)	75 mph (governor available)	75 mph (governor available)	75 mph (governor available)	75 mph (governor available)
Wheelbase	158 in	158 in / 176 in	176 in	176 in	176 in
GVWR	14,500 lbs	14,500 lbs	14,500 lbs	14,500 lbs	14,500 lbs
Overall Length	23'	24'	24'	25'	25'
Overall Height	9' - 6' (varies by floorplan)	9' - 6' (varies by floorplan)	9' - 6' (varies by floorplan)	9' - 6' (varies by floorplan)	9' - 6' (varies by floorplan)
Charge Time	DCFC ~ 2 hrs AC ~ 10.5 hrs	DCFC ~ 2 hrs AC ~ 10.5 hrs	DCFC ~ 2 hrs AC ~ 7.5 hrs	DCFC ~ 2 hrs AC ~ 10.5 hrs	DCFC ~ 2 hrs AC ~ 7.5 hrs
Chassis	Ford E450	Ford E450	Ford E450	Ford E450	Ford E450
Charge Rate	DCFC 70kW AC 11kW	DCFC 70kW AC 11kW	DCFC: 70 kW AC: 20 kW	DCFC 70kW AC 11kW	DCFC: 70 kW AC: 20 kW

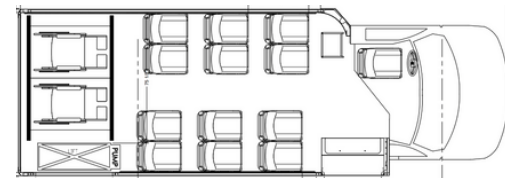
FEATURES & POPULAR ADD ONS

Battery Safety Sensor Monitoring System	Passenger Air Conditioning and Heater Options
7 yr/200,000 Mile Altoona Test Scheduled	Seating Options (Low, Mid or High Back)
E-Stop Switch Located in Reach of Driver for Added Security	Luggage Storage (Rear, Interior, Overhead)
Fiberglass Front and Rear Caps	Entry and Overhead Grab Rails
Electric Powered Entry Door - Std.	Paratransit ADA Compliant Lifts and Securement Systems
Large 36" x 36" Passenger Windows	Exterior Paint and Graphics Options
Welded Tube Style Cage Construction, Puck Mounted	Upgraded Wood Flooring
Ford QVM Certified Manufacturer	
ADA Floor Plans Available - Front or Rear Lift Locations	

POPULAR FLOORPLANS



14 Passengers / Rear Luggage + Driver



12 Passenger + 2 ADA + Driver

Note: All EV Floor Plans can be customized.