

*"Innovation
Innovation
Delivered"
Delivered"*



VIP MODELS
F SERIES

SPECIFICATIONS

DIAMOND COACH NOW PROVIDES THE LARGEST TRUE COMPOSITE BUS IN NORTH AMERICA WITH THE ALL NEW VIP 3500 F550 CAPABLE OF PROVIDING 35 PASSENGER LAYOUTS (PATENTS PENDING). THIS UNIQUE CO-PILOT DESIGN REFLECTS THE INOVATION NEEDED TO BUILD LARGER CHARTER LAYOUTS ON MEDIUM DUTY CHASSIS. OUR TRUE SEAMLESS COMPOSITE MOLDS CAN BE USED FOR 28', 32', AND 35 LAYOUTS ON BOTH F-550 AND F-450 CHASSIS.

WHAT MAKES A DIAMOND F-SERIES BUILD DIFFERENT THAN OTHERS IS OUR STANDARDS, WEIGHT REDUCTION DESIGN, ENTRY STEP LEVEL, INTERIOR HEAD ROOM, AND OF COURSE THE PASSENGER ENVIRONMENT WITH LOWERED FLOOR FRAME AND INCREASED FLOOR AISLE SPACE TO MAXIMIZE COMFORT FOR EACH SEATED PASSENGER LOCATION.

AS WITH ALL DIAMOND PRODUCTS, WE STILL PROVIDE THE PREMIUM VIP STANDARDS THAT ARE GIVEN ON ALL DIAMOND BUILDS.

RIDABILITY, QUIET RIDE, AND COMFORT TO THE END USER.



VIP 3500



ARCH LUGGAGE WALL



AIRPORT/HOTEL/RACKS



TOUR BONDED WINDOWS



EXECUTIVE/CASINO COACH



STANDARDS/OPTIONS

OPTIONS ARE STATED IN RED
STANDARDS ARE STATED IN BLACK

MODEL DIMENSIONS:

- EXTERIOR WIDTH: 96"
- EXTERIOR HEIGHT: 123"
- INTERIOR HEIGHT: 84"
- 28' - 32' 35 F450/F550 LAYOUTS

POWER TRAIN:

- FORD: 6.8L V10 F450, F550
- FORD: 6.7L V8 F450, F550

INTERIOR FEATURES:

- FREEDMAN SEATING
- **CORPORATE/SALON SEATING**
- ALTRO/ GERFLOR FLOORING
- STEP NOSING - ENTRY STEPS
- **USR BELTS**
- **3 PT SEATS - CERTIFIED/TESTED**
- **QUICK RELEASE SEAT - TESTED**
- GREY OR BLACK CLOTH WALLS
- **LEATHERMATE WALLS**
- INTERIOR LED LIGHTING
- EGRESS WINDOWS/HATCH
- **19"/ 26" TV SCREENS**
- **REAR LUGGAGE WALL**
- **AUDIO SYSTEMS**
- **FRONT VIEWING WINDOW**
- **MODESTY PANELS**
- PARA TRANSIT PACKAGES
- BRAUN LIFT
- SURLOK W/C RESTRAINTS
- **LUGGAGE RACKS**

CLIMATE CONTROL:

- 130 K BTU
- TRANS AIR/ MCC UNITS
- **HEATED STEPWELL**
- **THERMAL WINDOWS**
- **ROOF - MOUNT CONDENSERS**

EXTERIOR/BODY CONSTRUCTION:

- ALL COMPOSITE BODY
- FORD F SERIES CHASSIS
- FULLY INSULATED DESIGN
- 1 1/2" TUBING - FLOOR FRAME
- 3/4" COOSA COMPOSITE FLOORING
- NIDA CORE PLASTIC HONEYCOMB
- ONLY 3 SEAMS IN EXTERIOR BODY
- POWDER COATED BUMPER (REAR)
- FULLY UNDERCOATED
- ELECTRIC BI-FOLD DOOR (A&M)
- **FULL BODY WRAP & PAINT**
- **ID SIGNAGE**
- CO-PILOT DOOR MODELS ONLY
- EXTERIOR LED LIGHTING
- MOR - RYDE SUSPENSION
- **AIR - RIDE SUSPENSION**
- **FRONT VIEWING WINDOW**
- ROUND LED TAILLIGHTS
- FIBERGLASS RUNNING BOARDS

STYLE OPTIONS:

- **UPGRADED DASH KITS**
- **ARCH DESIGN IN LUGGAGE WALL**
- **LIMO/CASINO TABLES**
- **USB PORTS**
- **TOUR BONDED WINDOWS**
- **OPERA EXTERIOR LIGHTING**
- **GLOSS BLACK OUT PAINT**
- **WOOD GRAIN FLOORING**
- **ROCKER SWITCHES**
- **WIRELESS KEY FOB FOR ENTRY**
- **NAVIGATION/TOUCHSCREEN SYSTEMS**



AUDIO/VIDEO PACKAGES



LIMO/CASINO TABLES



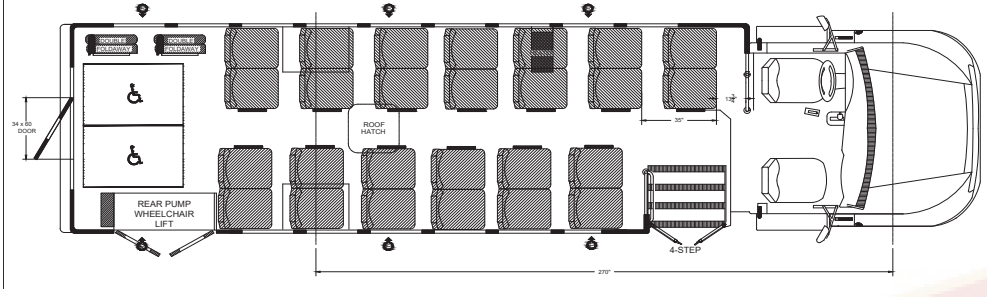
UPGRADED DASH KITS



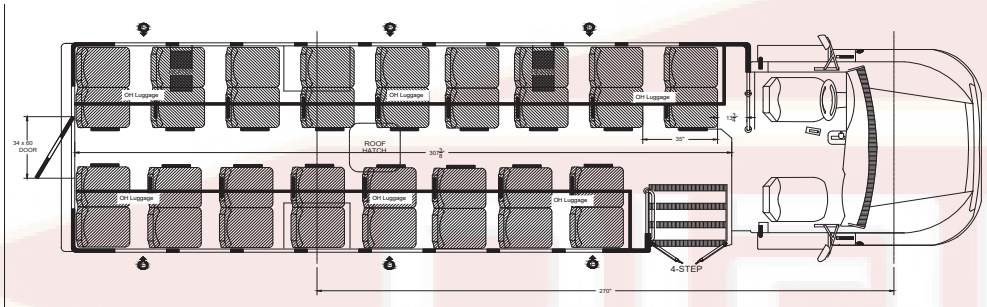
PARA TRANSIT PACKAGES

POPULAR FLOOR PLANS

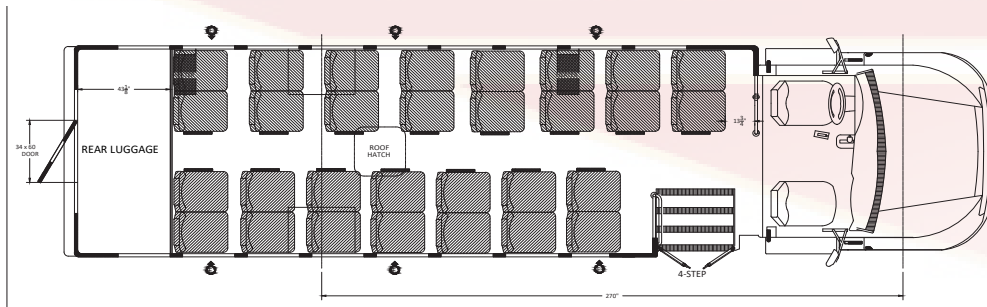
VIP 3500 - 27 PASSENGER & 2 W/C



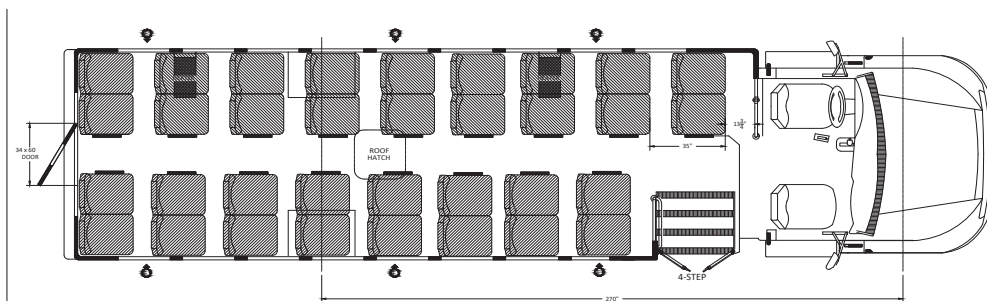
VIP 3500 - 33 PASSENGER & OH LUGGAGE



VIP 3500 - 31 PASSENGER & REAR LUGGAGE



VIP 3500 - 35 PASSENGER



MODEL	EXTERIOR LENGTH	WHEEL BASE	MAX PASSENGERS
-------	-----------------	------------	----------------

2800	28'6"	205"	29 PAS.
3200	32' "	234"	32 PAS.
3500	35'6"	270"	35 PAS.



2300 WEST 4TH STREET
OSWEGO, KS 67356

PH: 620.795.2191 FAX: 620.795.4816

WWW.DIAMONDCCOACH.COM

