






 www.enderamotors.com
 hello@enderacorp.com

-  **ZERO EMISSIONS**
-  **NO NOISE POLLUTION**
-  **LOW MAINTENANCE**

UP TO **60%**
 savings in maintenance costs

UP TO **80%**
 savings on energy costs

Endera's Electric Shuttle Bus: Model B3

The perfect model for organizations and facilities needing to improve rider satisfaction while lowering operating costs. The compact wheel base on the B3 model is favored by drivers who require a tight turning radius and enhanced maneuverability. Up to 20 passenger configurations available.

TECHNICAL SPECIFICATIONS HIGHLIGHTS

WEIGHT & DIMENSIONS

OVERALL LENGTH	23'
OVERALL HEIGHT	9'-6" (Varies by Floorplan)
GVWR	12,300 lbs
WHEELBASE	158 in
PASSENGER CAPACITY	up to 20 passengers
BASE CHASSIS	Ford E350 Chassis

ELECTRIC POWERTRAIN

MAXIMUM SPEED	65 mph (Electronically Limited)
ALL ELECTRIC RANGE	Up to 135 miles
CHARGE TIME	0.8 - 11.5 hours

POPULAR OPTIONS	Heavy duty driver's step Backup camera system CCTV internal camera system Front and Rear ADA compatibility (lift, grab rails, wheelchair tie downs) Sidewall & seat color options Seating fabric upgrades Luggage capacity (rear or internal rack systems) AC & Heaters
------------------------	--



For more information contact:
hello@enderacorp.com
 (307) 776-9400
www.enderamotors.com

2022 ENDERA SHUTTLE [B3 ICE SPEC SHEET]



Weight & Dimensions

OVERALL LENGTH	23'
OVERALL HEIGHT	9'-6" (Varies by Floorplan)
GVWR	12,300 lbs
WHEELBASE	158 in
PASSENGER CAPACITY	up to 20 passengers
BASE CHASSIS	Ford E350 Chassis
ENTRANCE DOOR	36" (31.5" x 80" Clear Opening)
INTERIOR WIDTH	93"
INTERIOR HEIGHT	75"
LUGGAGE RACK/ WHEELCHAIR CAPACITY	Size varies by model / Up to 7 wheelchairs

Drivetrain & Features

ENGINE	Ford E350 - 7.3 Gasoline Engine
WARRANTY	Ford Standard and Endera Warranty (Chassis & Drivetrain, Batteries, Corrosion, Body) *details provided upon request
FUEL TYPE	Gasoline
TRANSMISSION	Automatic
SEATS	Forward Facing Seats or Perimeter Seats Available
POPULAR OPTIONS	Heavy duty driver's step Backup camera system CCTV internal camera system Front and Rear ADA compatibility (lift, grab rails, wheelchair tie downs) Sidewall & seat color options Seating fabric upgrades Luggage capacity (rear or internal rack systems) AC & Heaters